


2009 PULSE



Fuel efficient, practical and luxurious.  
WE CALL IT PULSE. YOU'LL CALL IT AMAZING.

**PULSE**<sup>®</sup>  
REDEFINING THE WAY YOU TRAVEL.



2009 PULSE

BY  FLEETWOOD.

20 09<sup>+</sup>

## NOT JUST AMAZING. AMAZING IN SO MANY WAYS.

The new Pulse is such a triumph of engineering, design and style, it's difficult to select its most remarkable feature. With a nimble chassis powered by Mercedes-Benz®, it handles more like a fine automobile. While its living quarters are remarkably spacious, thanks to expansive slide-outs for a vehicle of this size. However, Pulse's top trait may be its visually arresting style.



Pulse 24A shown in Sea Glass interior décor with Jackson Cherry wood cabinetry.



A



B

**A** / The steely gleam of brushed aluminum sets the tone, accenting the rich wood cabinetry and solid surface countertops. Even the smallest details have been considered.

**B** / To add to the modern vibe, mood lighting is recessed under the dinette, and above the overhead cabinetry. Combined with the sparkle of the halogen ceiling lights, the lighting scheme is dramatic.

Cover vehicle shown in Blue Topaz full-body paint.



# WHY BUY PULSE?

Powered by a **Mercedes-Benz**® 3.0L, 6-cylinder turbo diesel engine, Pulse's core foundation is the durable Dodge® Sprinter chassis.

For an **extraordinary driving experience**, Pulse offers agile handling, increased fuel efficiency and outstanding comfort.

With its **contemporary interior styling** and clean lines, Pulse has been created for connoisseurs of modern design.

The **bold exterior styling** makes a statement on the road or in the driveway.

The DuPont® **full-body paint** application is meticulously applied in two stages for the finest appearance and reflects a very upscale image.



**C** / Anywhere you drive, a restful bed awaits you. Take a break watching the optional 15" LCD TV (shown above), or the standard 19" LCD TV in the living area. (Standard TV location varies by model.)

**D** / The curvaceous overhead doors offer a storage solution that's practical and stylish. Its design allows you to store longer items behind the compartment dividers.

REDEFINING THE WAY YOU TRAVEL. **PULSE.**



**A** / The galley contains an Apollo Half Time Convection Oven, which cooks food in half the time of a conventional oven, and doubles as a microwave. Combined with a 3-burner cooktop and refrigerator/freezer, you'd think you were in a chic urban condo.

**B** / The modern cabinetry design carries over to the dinette, which transforms into a comfortable bed with a sleek headboard and footboard.



B





## IT'S TRUE. THE BEST THINGS COME IN SMALL PACKAGES.

Pulse's compact size is filled with unprecedented functionality and beauty. The ingenious interior combines smart ergonomic space planning, top-of-the-line components and high-end style.

The bath is fully equipped, from the china bowl toilet to the brushed nickel towel robe hook. You'll even have ample space for toiletries in the curved vanity and medicine cabinet. And to provide more elbow room while showering, the brushed stainless steel curtain rod bows outward.



REDEFINING THE WAY YOU TRAVEL. PULSE.

**A****B**

**A** Embodying mid-century modernism, the iconic ball clock makes a statement on the back wall. This rendition of the Herman Miller clock has been painstakingly produced to be true to the original design. (Available on select models.)

**B** The lines of the optional Villa sofa mirror the curved cabinetry design. At night, the removable arms stow away and the back folds down to create another bed.

## WITH A VEHICLE THIS INNOVATIVE, THE DÉCOR HAD TO BE JUST AS ORIGINAL.

We innovated every inch of Pulse, and the interior décor received the same extensive consideration. We chose fabrics that are both long-wearing and full of character. The color palettes highlight the cherry cabinetry and stainless steel used throughout.

### SEA GLASS

---



### COGNAC

---



### WOOD FINISH

---




JACKSON CHERRY



# PULSE FULL BODY PAINT

A From the front cap to the taillights, every detail of the exterior has been designed to be distinctive. The front cap shows Pulse's automotive heritage, with a sleek grill and headlights.



SILVER LEAF



WHITE PEARL



LIMESTONE

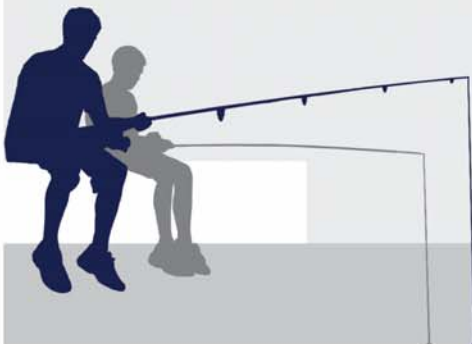


\*To view all graphic and color choices see your Fleetwood dealer or visit our website at [www.fleetwoodrv.com](http://www.fleetwoodrv.com)

## THE EXTERIOR STYLING IS UNMISTAKABLY BOLD.

At the heart of Pulse lies a Dodge® Sprinter chassis, developed and built by Mercedes-Benz®. The exterior design carries bold, edgy lines to create a cohesive look with an automotive feel.

REDEFINING THE WAY YOU TRAVEL. PULSE.



# DRIVERS: PREPARE TO BE PLEASANTLY SURPRISED.

**A** In the driver's cockpit, you can personalize your seating and steering wheel positions. Everything is designed to reduce your fatigue on long-distance trips.


**B** No matter what digital media format you use for music, you can play it in Pulse – iPod®, other MP3 players, USB, SD/memory card, you name it. And that's in addition to the CD player/AM/FM radio with streaming graphics.



**A**



**B**



**Nimble. Easy to drive. Quiet.** These adjectives are not often applied to motor homes, but they describe Pulse perfectly. There's very little noise or vibration while driving, and the Mercedes-Benz® diesel engine is practically silent. Pulse offers powerful acceleration and responsive maneuvering capabilities. The handling has been enhanced by Adaptive ESP®, technology like this is usually found in luxury performance cars. And while driving Pulse is quite enjoyable, its fuel efficiency will really make you smile.



Vehicle shown in Blue Mist full-body paint.



# PULSE FLOOR PLANS

## TWO FLOOR PLANS. UNLIMITED DESTINATIONS.

Both floor plans offer a unique, comfortable way to travel, whether you're sightseeing in Canada or commuting to Colorado.

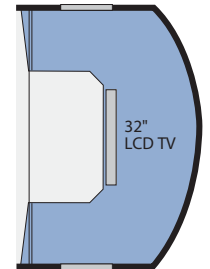
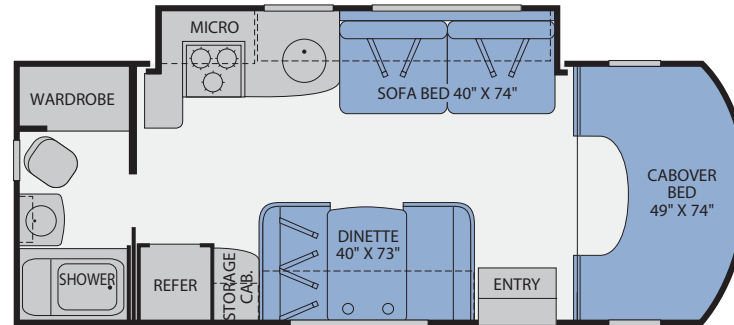


**C**

**C** The exterior storage compartment holds chairs, bulky items and more. The pass-through design allows you to access your items from either side.

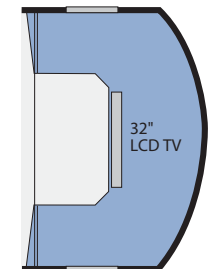
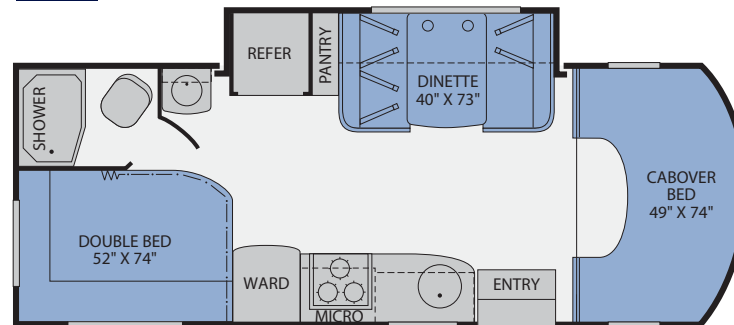
Seatbelt configuration may vary depending on options chosen.

**24A**



OPT. CABOVER  
ENTERTAINMENT CENTER

**24D**



OPT. CABOVER  
ENTERTAINMENT CENTER

## STANDARD FEATURES

### INTERIOR

#### Throughout

- Solid Surface Countertops with Brushed Aluminum Accent
- Complete TuffPEX Plumbing System
- 12V Water Pump, Demand Operation
- 13,500 Btu Ducted Air Conditioner
- 25,000 Btu Furnace, Wall Mounted Thermostat
- 6 Gallon Water Heater, Electronic Ignition, Propane
- Curved Plywood, Hollow Core Doors and Integrated Face Frames
- Aircraft Style Overhead Construction with Curved Plyform Cabinet Doors and Integrated Accent Lighting
- Auxiliary Battery, Disconnect Switch on Central Monitor Panel
- Wall-to-Wall Linoleum
- Deluxe Roller Bearing, Full Extension Drawer Guides & Transit-Ship Locks
- Water Pump Controller, On/Off Switches at Galley & Lavy
- Quality Constructed Furniture by Flexsteel®
- Water Heater Bypass Valve Fresh Water System Winterization
- GFI Circuit Protection
- AC/DC Load Center w/12V Converter/Battery Charger
- Whole Coach Water Filtration System

#### Driver Convenience

- Dodge® Sprinter Chassis, Turbo Diesel w/Adaptive ESP®, 3.0L CDI 6-Cylinder, 154HP, Automatic 5-Speed Transmission, Independent Front Suspension
- 3 Point Seat Belts at Driver & Front Passenger Seats
- In-Dash AM/FM/Radio w/CD, iPod Cable w/Full Controls, Aux Input on Face, MP3/WMA, USB Slot, SD/Memory Card Input, Remote Control
- Power Windows & Door Locks
- Driver/Front Passenger Airbag Supplemental Restraint System
- Driver/Front Passenger Adjustable/Reclining Bucket Seats w/Armrest and Comfort Headrest
- Cockpit Area w/Tilt Wheel, Cruise Control, Dome Light, Beverage Cup Holders, Map Pockets, Courtesy Lights
- Folding Key w/Keyless Door Lock
- Cabover Bunk Ladder
- 49" X 74" Lifting Cabover Bed, Privacy Curtain & Sliding Side Windows

### Living Room

- 19" LCD TV in Cabover or Midship (Dependent on Floor Plan) with Remote
- Home Entertainment System w/2 Speaker Audio System w/DVD, CD, Aux Input, Alarm, USB Input
- Ceiling Halogen Lights w/Wall Switches
- Day/Night Pleated Shades w/Fabric Wrapped Valance and Brushed Aluminum Accents
- Dinette w/2 Cup Holders, Convertible for Sleeping
- Curved Plyform Dinette Base with Brushed Aluminum Toe Kick and Accent Lighting
- Flexsteel® Fabric Jackknife Sofa Bed w/Armrests (Select Models)
- Overhead Accent Feature Lighting

### Galley

- 3 Burner Cooktop w/High Output/Piezo Igniter
- Dometic® 6 cu.ft. Refrigerator/Freezer
- Plyform Laminated Wood Doors and Drawers
- Apollo Half Time Convection Oven w/Integrated Range Hood Fan and Light
- Brushed Aluminum Panel Refrigerator Inserts
- 16" Stainless Steel Round Deep Bowl Sink w/High Rise Single Lever Faucet and Sprayer

### Bedroom (24D only)

- Bedspread w/Pillow Shams
- Day/Night Pleated Shades w/Fabric Wrapped Valance and Brushed Aluminum Accents
- Decorative Reading Lights
- Curved Bed Base with Storage Compartment
- 52" x 74" Innerspring Mattress

### Bathroom

- Bath Door w/Residential Passage Lock (Select Models)
- China Bowl Toilet w/Hand Sprayer
- Medicine Cabinet w/Wood Plyform Construction/Mirror/Soffit w/Halogen Lighting
- Shower Head w/Flexible Hose Extension
- Skylight/Roof Vent w/12V Fan
- Molded ABS Shower/Tub w/Surround (24A), Shower Pan (24D)
- Residential Style Metal Faucet w/Round Stainless Steel Sink
- Curved Shower Rod w/Roller Bearing Shower Rings w/Curtain
- Brushed Nickel Robe Hook and Towel Holder

### EXTERIOR

#### Throughout

- Full Body Paint
- High Gloss Tuff-Coat® Smooth Fiberglass Exterior
- Outstanding Exterior Graphics and Styling
- Pass-Through Storage Compartment
- Large 1" (Inside Diameter) Water Tank Drain
- Rear Ladder
- Utility Compartment w/Holding Tank Dump Valves
- Debris Awning w/All Slide-Out Rooms
- Full Size Spare Tire
- Trailer Hitch w/7 Pin Electrical Hook-Up†
- Conveniently Located Fuel Fill on Driver Side B-Pillar
- Dual 6V Deep Cycle Auxiliary Batteries

#### Body Structure

- Vacu-bond® Floor
- Vacu-bond® Hull Lamination Process
- Royal Tuff-Ply Radius Roof w/Ducted A/C
- Corrosion Resistant Aluminum Tube Hull Framing
- Sidewalls Framed w/1-1/2" Aluminum Tubing
- Molded Rear Wall/Ceiling Transmittion Trim
- Molded Rear Wheel Trim Flares
- Molded Fiberglass Wraparound Front End Cap
- ABS Rear Bumper
- 26" Wide Radius Corner Entry Door w/Window
- Extruded Aluminum Running Boards w/Molded Rubber Inserts

#### Storage

- Galvanized Battery Compartment Container & Lid
- Painted Aluminum Skin Luggage Doors w/Strut Assist, Paddle Latches, Stainless Steel Hinges
- Luggage Compartment Access Under Bed (24D Only)

## OPTIONS

### INTERIOR

- 15,000 Btu A/C with Heat Pump
- 15" LCD TV w/Remote Control
- Sirius Satellite Radio® (6 Month Subscription Included)
- Villa Jackknife Sofa Bed (Select Models)
- Fabrica® Area Rugs
- Fantastic Roof Vent (Galley Area)
- 6 Gallon 110V/LP DSI Water Heater
- Ultraleather™ Driver/Front Passenger Seat Covers
- Dual Pane Windows
- Cabover Entertainment System: 32" LCD TV w/Home Theater

### EXTERIOR

- Carefree Box Awning
- 5.6" Color Rear Vision Camera w/One-Way Audio
- Onan® 3.6kW Microquiet LP Generator
- Exterior Wash Station
- Heated Holding Tanks
- Diesel Generator

## FLEETWOOD ADVANTAGES

- DuPont® Full-Body Paint
- Industry Leading Slide-Out Lengths
- Pass-Through Storage
- Solid Surface Countertops
- Main Ceiling Features Padded Vinyl



## WEIGHTS AND MEASUREMENTS

### DODGE® SPRINTER CHASSIS

MODELS	24A	24D
Engine Displacement (Liters)	3.0	3.0
Wheelbase (Inches)	170"	170"
GVWR (lbs) <sup>1</sup>	11,030	11,030
Front GAWR (lbs) <sup>2</sup>	4,410	4,410
Rear GAWR (lbs) <sup>2</sup>	7,720	7,720
GCWR (lbs) <sup>3</sup>	14,530	14,530
Hitch Rating Weight (lbs) <sup>1</sup>	3,500	3,500
Tongue Weight (lbs) <sup>1</sup>	350	350

### DIMENSIONS & CAPACITIES

MODELS	24A	24D
Overall Length <sup>4</sup>	25' 2"	25' 2"
Overall Height (with A/C)	11' 4"	11' 4"
Overall Width (maximum) <sup>5, 6</sup>	91.5"	91.5"
Interior Height (maximum)	80"	80"
Interior Width (maximum)	88"	88"
Fuel Capacity (gal)	26.4	26.4
Fresh Water Holding Tank (gal)	29	29
Grey Water Holding Tank (gal)	33	33
Black Water Holding Tank (gal)	33	33
Water Heater Tank (gal)	6	6
Appliance Propane Tank (gal) (WC) <sup>7</sup>	24	24

Liquid Weight Reference: Water (gal) = (8.3 lbs/3.8kgs) Fuel (gal) = 7.1 lbs/3.2 kgs) Propane (gal) = (4.2 lbs/1.9 kgs)

Metric Conversion: Multiply pounds x 0.453 to obtain kilograms. Multiply gallons x 3.785 to obtain liters. Multiply liters x 61 to obtain cubic inches.

- GVWR (Gross Vehicle Weight Rating) is the maximum permissible weight of this fully loaded motor home. The GVWR is equal to or greater than the sum of the (UVW) unloaded vehicle weight plus the (CCC) cargo carrying capacity\*.
- GAWR (Gross Axle Weight Rating) is the maximum permissible loaded weight a specific axle is designed to carry.
- GCWR (Gross Combined Weight Rating) is the value specified by the motor home manufacturer as the maximum allowable loaded weight of this motor home with its towed vehicle. Towing and braking capacities may be different. Refer to Fleetwood and chassis manufacturer's manuals for complete information.
- Length is measured from front bumper to rear bumper (excludes accessories).
- Excludes safety equipment and awnings.
- Motor homes feature a body-width over 96" which will restrict your access to certain roads. Before purchasing, you should research any state and/or province road laws which may affect your usage.
- Tank manufacturer's listed water capacity (WC). Actual propane capacity is 80% of water listing as required by the safety code.

### CHASSIS

Model: Dodge® Sprinter  
 Engine: Mercedes-Benz® 3.0L CDI 6-Cylinder  
 Torque: 280 lb-ft @ 1200-2400 RPM  
 Alternator: 180 Amp  
 Horsepower: 154HP  
 Transmission: 5-Speed Automatic



† The chassis manufacturer recommends the installation of a supplemental brake control system to activate the brakes on the vehicle or trailer you are towing. Hitch receiver ratings expressed are maximum for the hitch receiver installed and may require the purchase of additional equipment that is dependent on the weight of the towed load. Consult with hitch receiver manufacturer for further information.

\* UVW and CCC are found on the cargo carrying capacity label in each RV.

**IMPORTANT— PLEASE READ:** Product information, photography and illustrations included in this publication were as accurate as possible at the time of printing. For further product information and changes, please visit our website at [www.fleetwoodrv.com](http://www.fleetwoodrv.com) or contact your local Fleetwood dealer. Prices, materials, design and specifications are subject to change without notice. All weights, fuel, liquid capacities and dimensions are approximate. Fleetwood has designed its recreational vehicles to provide a variety of uses for its customers. Each vehicle features optimal seating, sleeping, storage and fluid capacities. The user is responsible for selecting the proper combination of loads (i.e. occupants, equipment, fluids, cargo, etc.) to ensure that the vehicle's capacities are not exceeded.

# PULSE

CLASS C DIESEL

## RV OWNERCARE\*

Limited one-year/15,000-mile coach warranty and three-year/50,000-mile structural warranty, whichever occurs first, and it is fully transferable for the first 12 months. RV OWNERCARE is one of the RV industry's most comprehensive programs and includes systems, appliances, components and construction, with no deductible and no service charge. RV OWNERCARE coverage is provided from a company that will be around in the future to service your needs. See your nearest Fleetwood dealer for a full explanation of benefits and restrictions.

## CONTACT US


To locate a dealer near you, visit our website at [www.fleetwoodrv.com](http://www.fleetwoodrv.com) or call 1-800-444-4905. We can also be contacted at Fleetwood Customer Relations, P.O. Box 1007, Decatur, IN 46733.

## FLEETWOOD MOTOR HOME CLUBS

As a Fleetwood owner, you're invited to become a member of several Fleetwood motor home clubs. Becoming a club member is the perfect way to meet other Fleetwood owners who love to travel across America and share in the RV lifestyle. Visit our website at [www.fleetwoodrv.com/owners\\_clubs](http://www.fleetwoodrv.com/owners_clubs) to learn more and join the fun.



YOUR LOCAL FLEETWOOD DEALER IS:



\*For complete info see your Fleetwood dealer.

©2008. Fleetwood Enterprises, Inc.  
Printed in the USA. Inventory Control Number PU09B2, 11/08.  
Model Year 2009, Second Edition.

## IMPORTANT—PLEASE READ

Product information, photography and illustrations included in this publication were as accurate as possible at the time of printing. For further product information and changes, please visit our website at [www.fleetwoodrv.com](http://www.fleetwoodrv.com) or contact your local Fleetwood dealer. Prices, materials, design and specifications are subject to change without notice. All weights, fuel, liquid capacities and dimensions are approximate. Fleetwood has designed its recreational vehicles to provide a variety of uses for customers. Each vehicle features optimal seating, sleeping, storage and fluid capacities. The user is responsible for selecting the proper combination of loads (i.e. occupants, equipment, fluids, cargo, etc.) to ensure that the vehicle's capacities are not exceeded.

## WHY FLEETWOOD?



### Quality

There's no cutting corners. Skilled craftsmen build every Fleetwood RV for maximum durability and longevity.



### Trust

More people trust Fleetwood. After all, we've spent over 50 years perfecting RVs, earning the loyalty of generations of RVers.



### Passion

We're truly passionate about the RV lifestyle. Fleetwood was founded by RV enthusiasts, and that tradition continues today.



### Safety

You've got precious cargo. So we've engineered dozens of innovative safety features into our motor homes to give you more peace of mind.



### Service

Help is nearby. When you need an upgrade or repair, you'll find Fleetwood dealers all across North America ready to assist you.



### Warranty

Exclusive RV ownercare warranty. See your Fleetwood dealer for details.

